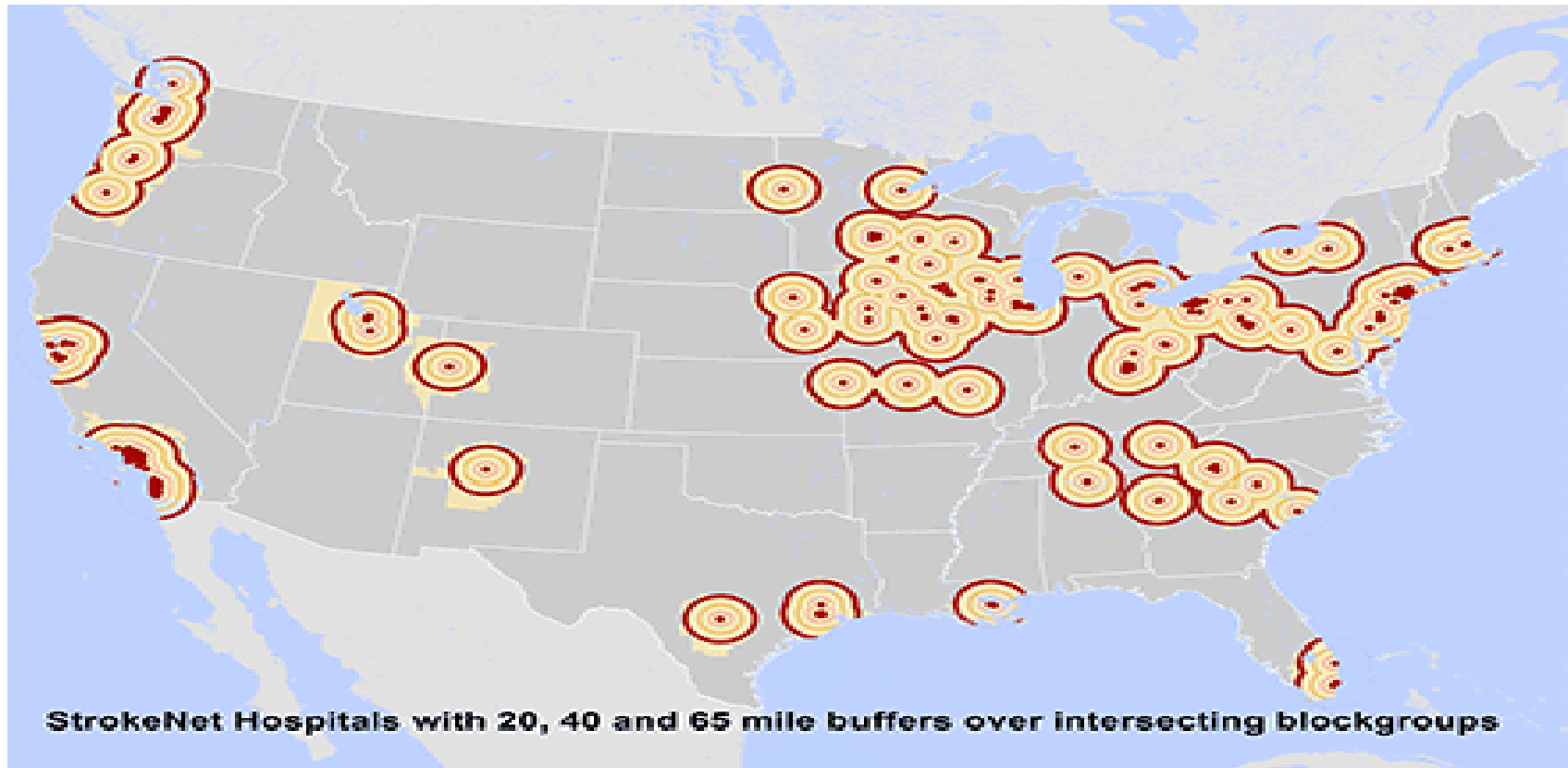




StrokeNet: Update

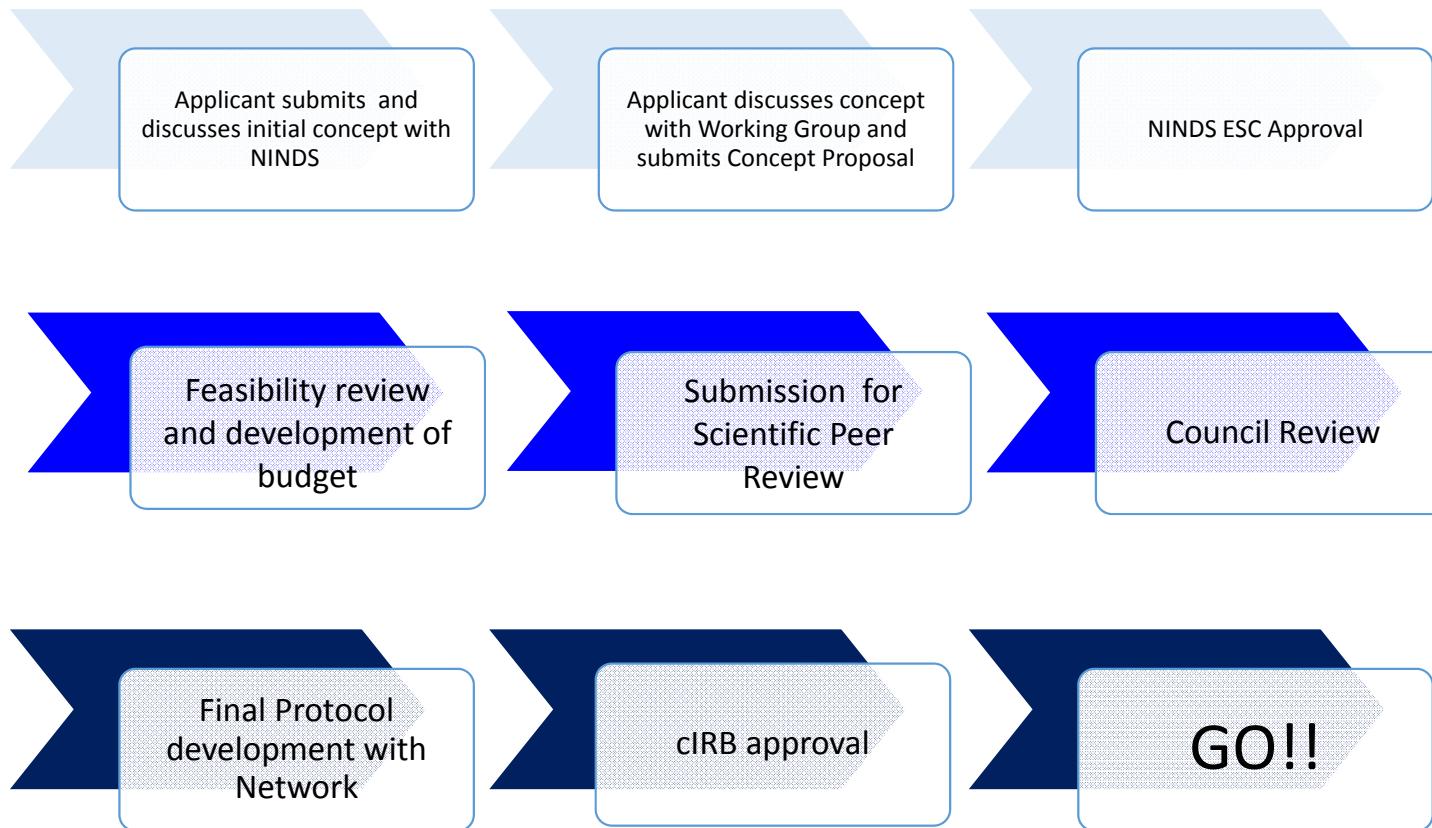
StrokeNet Hospitals



StrokeNet Population Coverage by Group and Distance

Characteristic	Distance from StrokeNet Center						Total (50 States)	% of Total
	20 Mile Radius	% of Total	40 Mile Radius	% of Total	65 Mile Radius	% of Total		
Total Population	120,758,537	38.3%	157,727,442	50.0%	189,572,542	60.1%	315,219,560	100.0%
Male (adult)	44,518,863	38.1%	58,121,547	49.8%	70,121,776	60.1%	116,781,403	100.0%
RACE								
White	80,374,323	34.5%	109,783,225	47.1%	136,388,020	58.5%	233,168,413	100.0%
Hispanic/Latino	24,695,940	44.6%	29,719,245	53.6%	33,189,395	59.9%	55,429,828	100.0%
Black	18,115,454	45.9%	21,868,666	55.4%	24,323,226	61.7%	39,451,870	100.0%
Asian	9,952,233	65.3%	11,108,254	72.9%	11,888,761	78.0%	15,244,082	100.0%
Other	8,048,767	53.3%	9,567,560	63.3%	10,560,177	69.9%	15,111,418	100.0%
American Indian	509,505	20.0%	675,804	26.5%	866,548	34.0%	2,550,780	100.0%
Pacific Islander	197,664	37.6%	235,546	44.8%	267,158	50.8%	526,408	100.0%
AGE								
Age 20 - 29	17,545,069	40.0%	22,223,717	50.7%	26,458,097	60.3%	43,844,180	100.0%
Age 30 - 39	16,643,178	40.8%	21,216,296	52.0%	25,003,778	61.3%	40,819,120	100.0%
Age 40 - 49	17,146,444	39.3%	22,493,618	51.6%	26,835,082	61.6%	43,594,156	100.0%
Age 50 - 59	16,569,263	40.1%	21,454,193	51.9%	25,406,153	61.4%	41,348,971	100.0%
Age 60 - 69	11,115,483	35.8%	14,770,368	47.5%	18,175,692	58.5%	31,070,864	100.0%
Age 70 - 79	6,019,004	34.5%	8,021,282	46.0%	9,981,344	57.2%	17,451,331	100.0%
Age 80 and over	4,271,337	36.8%	5,616,526	48.5%	6,937,986	59.9%	11,592,168	100.0%
Age > 65	14,950,815	35.2%	19,866,025	46.8%	24,630,575	58.1%	42,415,706	100.0%

StrokeNet Trial Development Process



Trial Process –DEFUSE III As Example

Step	Date	Step	Date
Approval NINDS ESC	5/7/2014	Working Group Summary	2/6/2015
Acute Working Group	5/7/2014	Executive Committee Summary	2/9/2015
Feasibility Assessment Completed from Sites	6/13/2014	Submission for NIH Review	3/5/2015
Working Group Summary	6/16/2014	NINDS Council Review	9/10/2015
Executive Committee Summary	6/18/2014		
Submission for NIH Review	7/5/2014		
Presentation of MR CLEAN	10/29/2014		
NIH Review	11/2014		
Second Feasibility Assessment Begun	1/16/2015		

Feasibility Survey/Population Assessment – Arcadia Trial

Feasibility Survey

- Feasibility recommendation to StrokeNet Exec Committee: **122** clinical sites willing to participate and provide approximately **5** subjects per years.
- **81** sites expressed substantial or extreme enthusiasm about participating in this novel and important study.
- **80** StrokeNet sites would be sufficient to meet trial goals to recruit **806** patients over 2 years.

Population Assessment

- Summary of Eligibility Analysis Within a Population: **10.7%** of ischemic stroke patients were eligible for this trial within a population.
- Estimation does not include the proportion of patients with atrial cardiopathy, a less common and extremely important exclusion for this study.
- **24%** of all ischemic stroke patients had any left atrial enlargement described (which may include the excluded “mild” LAE), of which **46 (2% of all stroke cases) were otherwise eligible for the study.**

Trials Currently Underway in the Network




The Carotid Revascularization and Medical Management for Asymptomatic Carotid Stenosis Study

Health and Hope for Patients at Risk for Stroke



MISTIE INTRACEREBRAL HEMORRHAGE TRIAL

Does faster clot removal in ICH give better patient outcomes?



iDEF

Intracerebral Hemorrhage Deferoxamine Trial



Diffusion and Perfusion Weighted Imaging Evaluation for Understanding Stroke Evolution TRIAL



Telerehab Trial

Trials Submitted for Peer Review = 7

Trial	Domain	PI	Submitted
DEFUSE 3 (X2)	Acute	G. Albers, MD	June 2014 & March 2015*
ICTUS 2-3	Acute	P.Lyden, MD	October 2014
MOST (X2)	Acute	O. Adeoye, MD	October 2014 & July 2015
PICASSO	Prevention	M. Chimowitz, MD	February 2015
ARCADIA	Prevention	H. Kamal	June 2015

*Trial Award sent out this week

Trials in development/pending submission = 12

Trial	Domain	PI	Anticipated submission
IMPACT	Acute	Andrew Naidech, MD	October 2015
PreLIMBS	Acute	Sebastian Koch, MD	October 2015
CREST-H (Ancillary study)	Prevention	Randy Marshall, MD	October 2015
ICTuS 3	Acute	Patrick Lyden, MD	Resubmission in development
PICASSO	Prevention	M. Chimowitz, MD	Resubmission in development
DOSER	Rehab and Recovery	A. Dromerick, MD	In development
C-PAP	Prevention	Devin Brown, MD	In development
SATURN	Prevention	M. Selim, MD	In development
Tempo-EMS	Acute	N. Sanossia MD (MPI)	February 2016
ARREST	Prevention	D. Hasan MD (MPI)	In development
LARIAT	Prevention	K Meisel, MD	February 2016
I WITNESS	Acute	L. Schwamm, MD	February 2016

External Oversight Board – NINDS – 9/24/2015

- Dashboard of metrics for NINDS and EOB – time metrics, recruitment by trial and RCC and overall
- Paucity of rehab/recovery trials – focus on journals, meetings, etc. to present StrokeNet opportunity
- Increase geographic representation - ? Seed monies
- Inclusion of women and minorities in recruitment plans and design and training
- Strong suggestion for alternate ways to include industry via alternative methods of interaction, funding and review