




2/28/24

Interim RPPR

Mariam Afzal, NIH StrokeNet Program Official


What is RPPR?



Research Performance Progress Report

- RPPR is an annual progress report required of recipients of federally funded research projects, to document achievements, challenges, and compliance with terms of award.
- Interim RPPR is required at the end of the current competitive segment, when a competing renewal application is submitted.
 - When renewal is awarded, the Interim RPPR will be treated as the annual RPPR and no other progress reporting will be needed for that segment of the award.
- Final RPPR is required for any award that has ended and that is not to be extended through award of a new competitive segment.

How do you submit the RPPR?



eRA Commons

- RPPRs (annual, interim, and final) are submitted through an electronic form in [eRA Commons](#).
- Only the principal investigator/program director (PD/PI) can **initiate** an RPPR. When there are multiple PIs (MPI), only the Contact PI can initiate the report.
- You can **edit** an RPPR only if you are the current reviewer. The PI who initiated the RPPR is automatically the current reviewer. When the RPPR is routed to someone else, that person becomes the current reviewer and can edit.
- Only the institutional signing official (SO) can **submit** an RPPR.

Differences




Interim RPPR

- Due in eRA **within 120 days after budget end date**
 - If end date was 11/30/23, interim RPPR is due 3/29/24 **
- Not currently relevant for the 3 newest StrokeNet RCCs
- Differences in required sections
 - Section D: Participants - only D.1 is **required** for the IRPPR
 - Section F: Changes is **not** in the Interim RPPR
 - Section H: Budget is **not** in the Interim RPPR

Annual RPPR

- Due in eRA **on the 1st of the month prior to budget end date**
 - If end date is 11/30/24, annual RPPR is due 10/1/24 **
- Will be due for all StrokeNet RCCs in late 2024
- Differences in required sections
 - Section I: Outcomes is **not** in the annual RPPR


Step-by-step instruction guide for the RPPR



NIH and Other PHS Agency Research Performance Progress Report (RPPR) Instruction Guide

- Detailed instructions about how to access, initiate, and edit the RPPR module in eRA Commons
- Basic instructions for completing Sections A through I of the RPPR
 - See Instruction Guide Section 6 (page 77)
- Supplemental instructions for specific grant types (like U24)
 - See Instruction Guide Section 7.6 (page 130)
- Sections of the IRPPR particularly relevant for RCC managers and coordinators:
 - Section B: Accomplishments
 - Section C: Products (Publications)
 - Section I: Outcomes


Section B: Accomplishments



(from Instruction Guide)

- B.1 Goals
 - List the major goals/specific aims of the project as stated in the approved application or as approved by NINDS
- B.2 Accomplishments under these goals
 - Focus on this award period
 - Include major activities and key outcomes/achievements specific to your RCC and satellite sites
 - *E.g. StrokeNet trials conducted at the RCC/satellite sites; Leadership roles and participation in Committees, Working Groups, Cores; Addition of satellite sites; Master Trial Agreements established; Site visits and other oversight activities; RCC/site performance metrics; QA/QC activities, RCC/Site PI's role as Protocol PI; Development of clinical trial proposals, etc.*
 - Include a discussion of stated goals that were not met, if any


Section B: Accomplishments (continued)



(from Instruction Guide)

- B.4 Training and professional development
 - Describe opportunities for training and professional development provided to anyone who worked on the project or anyone who was involved in the activities supported by the project.
 - Training activities may include, for example, courses or one-on-one work with a mentor.
 - Professional development activities may include workshops, conferences, webinars. (Include any not already listed in B.2.)
- B.6 Plans for next award period - **not applicable for IRPPR**

Section I: Project Outcomes



(excerpted from eRA Online Help/Interim RPPR)

- Project Outcomes provide information regarding the cumulative outcomes or findings of the project.
- Note that outcomes will be made publicly available, allowing recipients to provide the general public with a concise summary of the cumulative outcomes or findings of the project at the end of a competitive segment. The name of the PD/PI will be attached to the public posting in RePORTER.
- For NIH awards, the length of the Outcome statement **should not exceed half a page**.
- The summary of outcomes or findings of the award must be written in the following format:
 - Is written for the general public in clear, concise, and comprehensible language
 - Is suitable for dissemination to the general public, as the information may be available electronically
 - Does not include proprietary, confidential information or trade secrets
- Samples of acceptable project outcomes: https://grants.nih.gov/grants/rppr/sample_project_outcomes_RPPR.htm

Helpful links

StrokeNet:

[Coordinator Webinar - April 28, 2022 \(RPPR Slides\)](#)

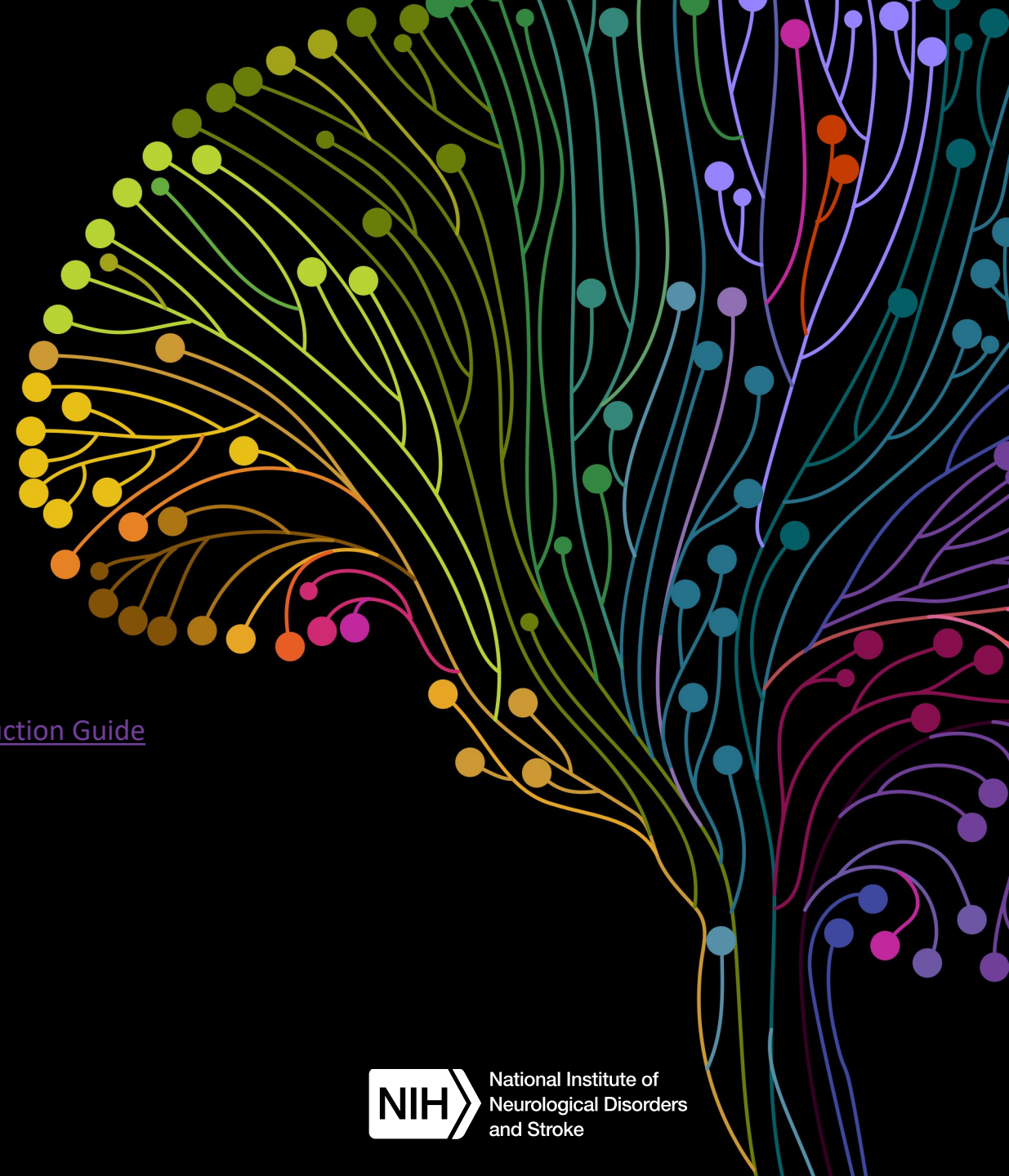
eRA Commons:

[Overview of the Interim RPPR \(nih.gov\)](#)

[RPPR Frequently Asked Questions \(FAQs\) | grants.nih.gov](#)

[NIH and Other PHS Agency Research Performance Progress Report \(RPPR\) Instruction Guide](#)

[Research Performance Progress Report | eRA \(nih.gov\) – tutorials](#)



Questions?

eRA Service Desk

[Need Help? | eRA \(nih.gov\)](#)

[Submit a Web Ticket](#)

Toll-free: 1-866-504-9552 (Press 1 for eRA Commons)

NIH StrokeNet Program Officials

Mariam Afzal – mariam.afzal@nih.gov

Laura Kimberly – laura.kimberly@nih.gov



Thank you!

